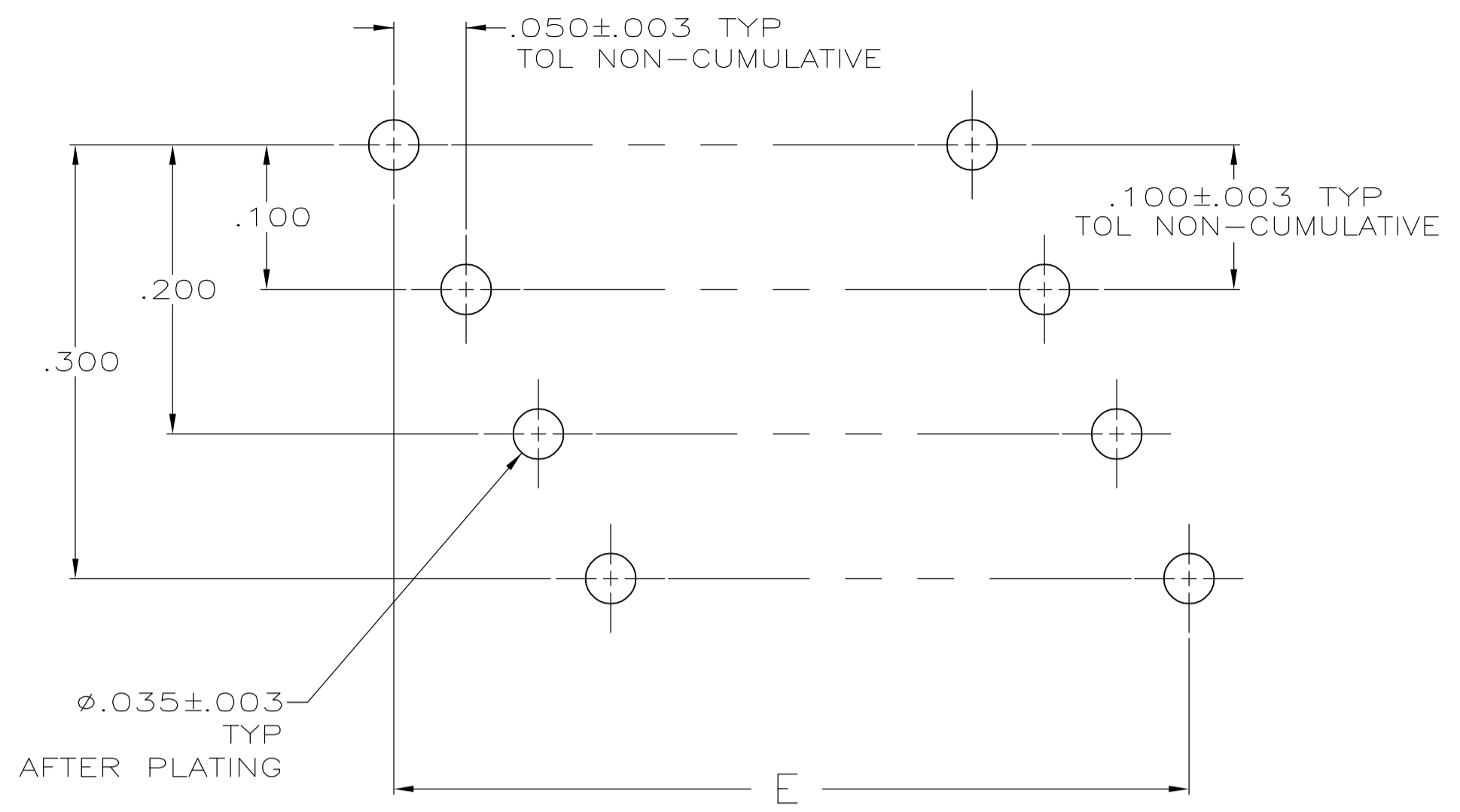
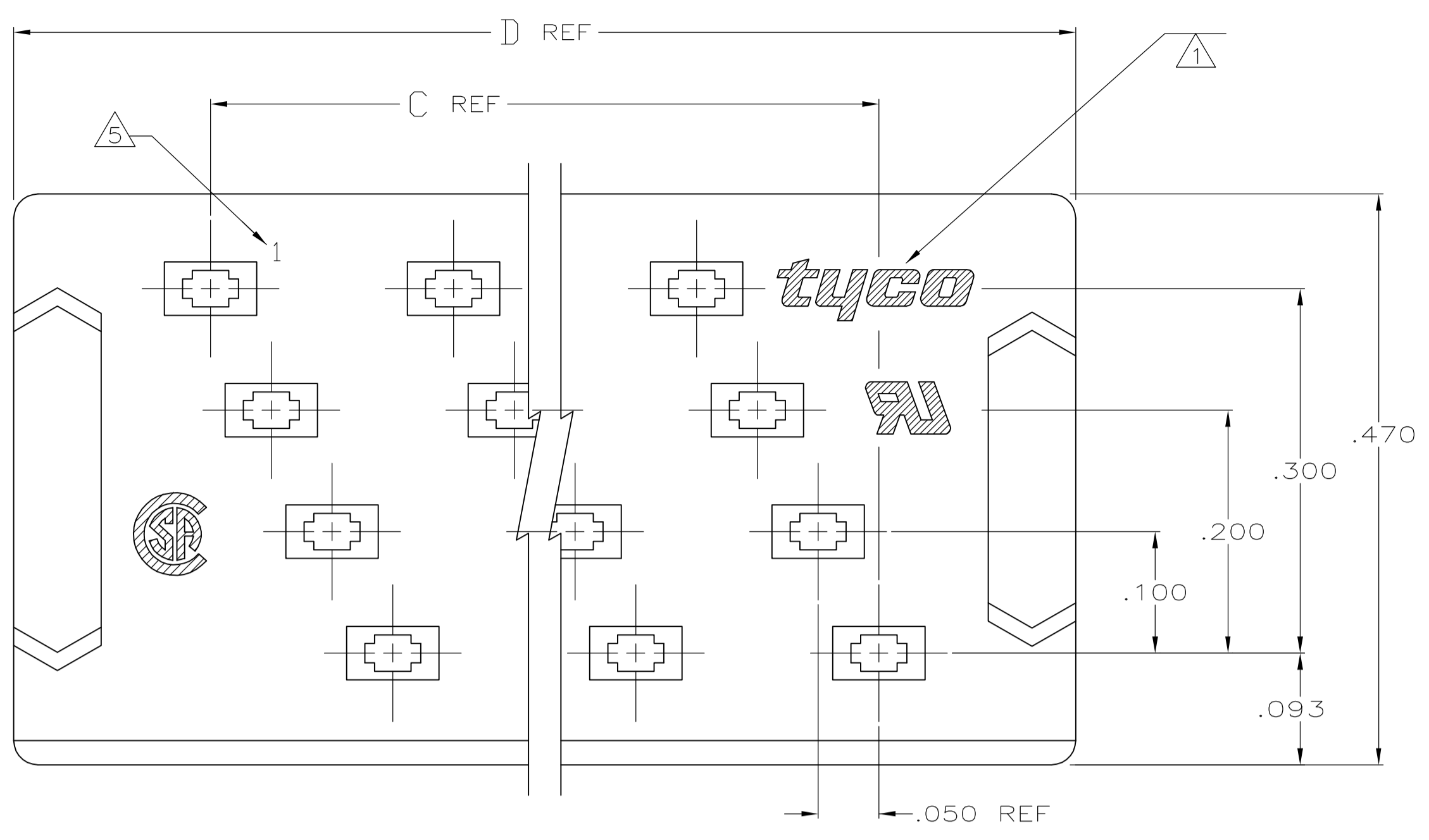
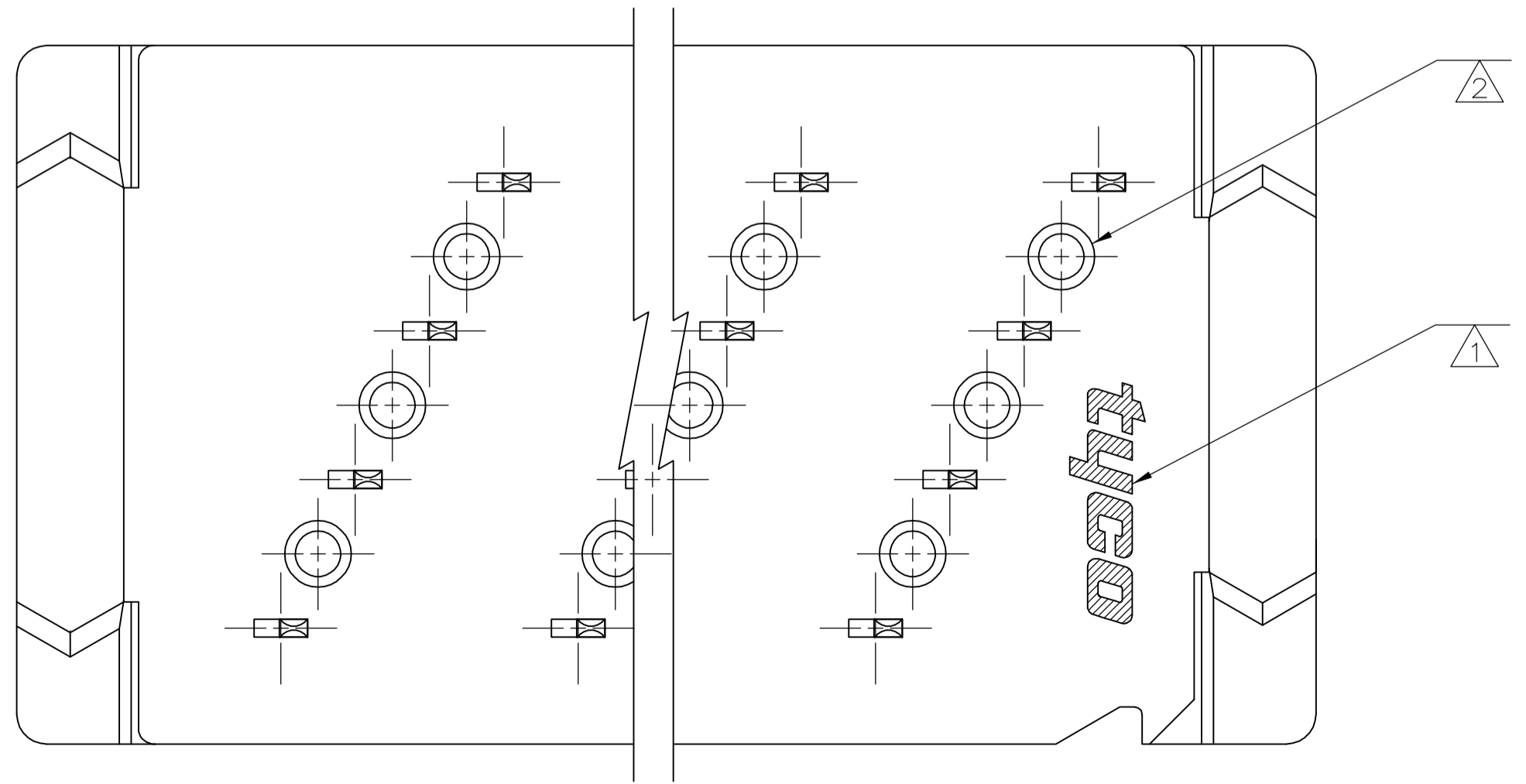
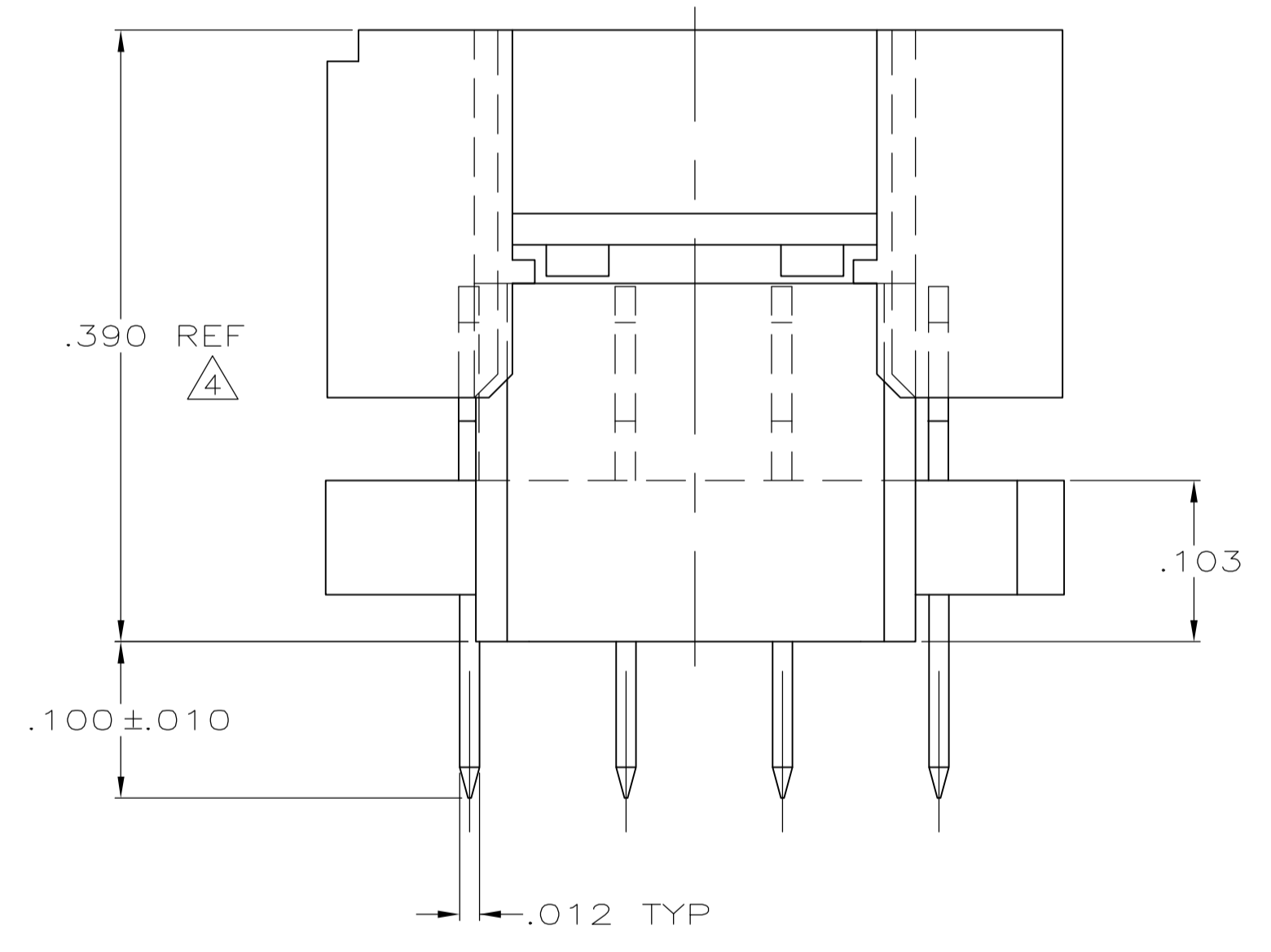
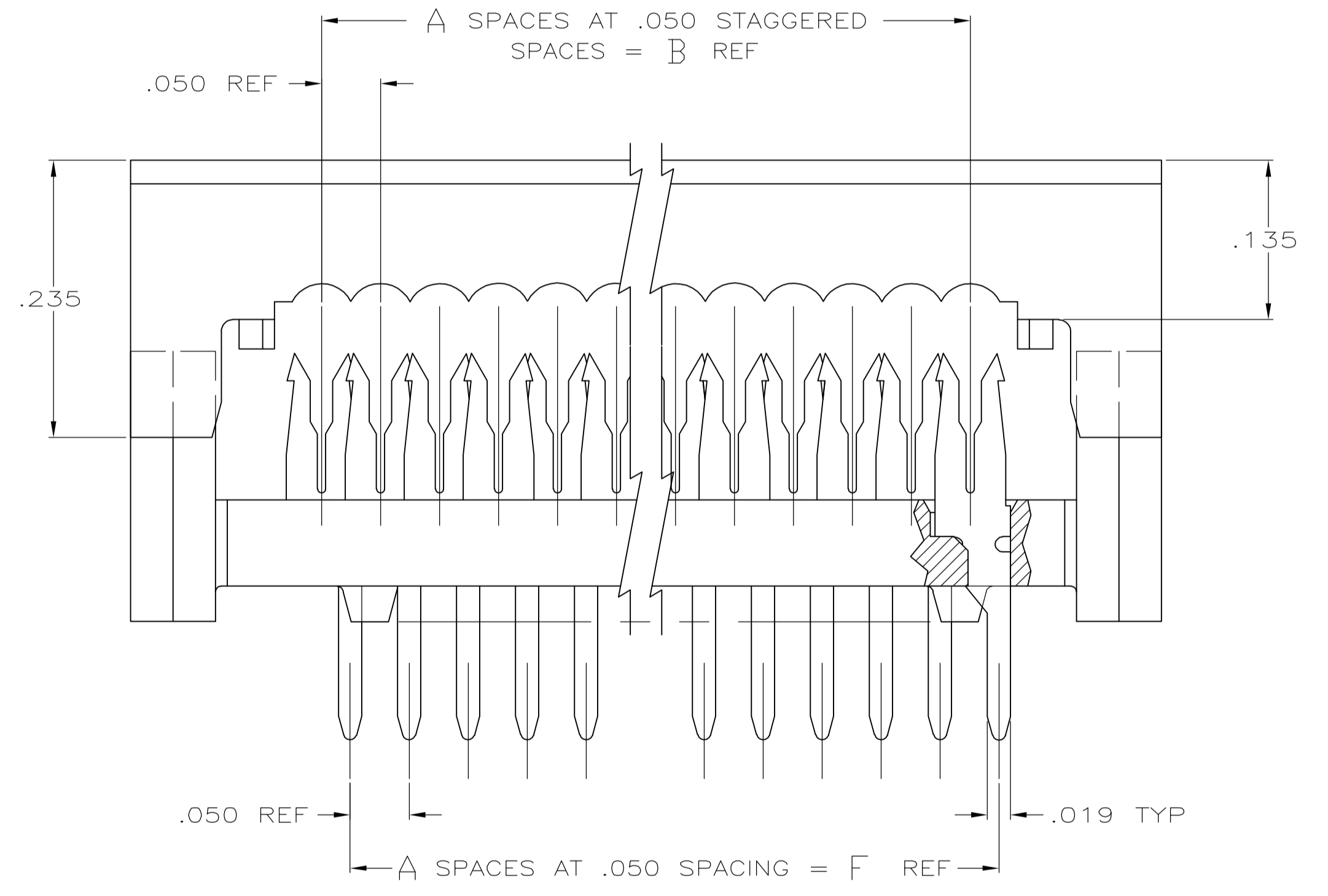


LOC	DIST	REV	PER	DESCRIPTION	DATE	BY	APPV
DF	FO	H	REV PER	OH14-0903-04	04-05	AA	DH



- 1 TYCO TRADEMARK LOCATED IN APPROX AREA SHOWN.
- 2 STANDOFFS: POSN 12 (9) STANDOFFS AS SHOWN.
 POSN 16 (12) STANDOFFS, 3 PER DIAGONAL ROW.
 POSN 20 (15) STANDOFFS, 3 PER DIAGONAL ROW.
 POSN 24 (18) STANDOFFS, 3 PER DIAGONAL ROW.
 POSN 28 (21) STANDOFFS, 3 PER DIAGONAL ROW.
 POSN 32 (24) STANDOFFS, 3 PER DIAGONAL ROW.
 POSN 36 (27) STANDOFFS, 3 PER DIAGONAL ROW.
 POSN 40 (30) STANDOFFS, 3 PER DIAGONAL ROW.
 POSN 44 (33) STANDOFFS, 3 PER DIAGONAL ROW.
 POSN 48 (36) STANDOFFS, 3 PER DIAGONAL ROW.
 POSN 52 (39) STANDOFFS, 3 PER DIAGONAL ROW.
 POSN 56 (42) STANDOFFS, 3 PER DIAGONAL ROW.
 POSN 60 (45) STANDOFFS, 3 PER DIAGONAL ROW.
- 3 FINISH: BRIGHT TIN-LEAD .000100-.000200 THK OVER NICKEL .000050 MIN THK.
- 4 HEIGHT AFTER TERMINATION IS .238 REF.
- 5 CAVITY IDENTIFICATION MOLDED IN THIS AREA.
- 6 FINISH: BRIGHT TIN .000100-.000200 THK OVER NICKEL .000050 MIN THK.

RECOMMENDED HOLE LAYOUT



6	2.950	2.950	3.274	2.950	2.950	59	60	6-111035-3	
6	2.150	2.150	2.474	2.150	2.150	43	44	5-111035-9	
6	1.950	1.950	2.274	1.950	1.950	39	40	5-111035-8	
6	1.750	1.750	2.074	1.750	1.750	35	36	5-111035-7	
6	1.550	1.550	1.874	1.550	1.550	31	32	5-111035-6	
6	1.150	1.150	1.474	1.150	1.150	23	24	5-111035-4	
6	.950	.950	1.274	.950	.950	19	20	5-111035-3	
6	.750	.750	1.074	.750	.750	15	16	5-111035-2	
3	2.950	2.950	3.274	2.950	2.950	59	60	1-111035-3	
OBSOLETE	3	2.750	2.750	3.074	2.750	2.750	55	56	1-111035-2
OBSOLETE	3	2.550	2.550	2.874	2.550	2.550	51	52	1-111035-1
OBSOLETE	3	2.350	2.350	2.674	2.350	2.350	47	48	1-111035-0
3	2.150	2.150	2.474	2.150	2.150	43	44	111035-9	
3	1.950	1.950	2.274	1.950	1.950	39	40	111035-8	
3	1.750	1.750	2.074	1.750	1.750	35	36	111035-7	
3	1.550	1.550	1.874	1.550	1.550	31	32	111035-6	
OBSOLETE	3	1.350	1.350	1.674	1.350	1.350	27	28	111035-5
3	1.150	1.150	1.474	1.150	1.150	23	24	111035-4	
3	.950	.950	1.274	.950	.950	19	20	111035-3	
3	.750	.750	1.074	.750	.750	15	16	111035-2	
OBSOLETE	3	.550	.550	.874	.550	.550	11	12	111035-1
FINISH	F	E	D	C	B	A	NO OF POSN	PART NUMBER	

THIS DRAWING IS A CONTROLLED DOCUMENT. DIMENSIONS: INCHES. TOLERANCES UNLESS OTHERWISE SPECIFIED: 0 PLC ± .005, 1 PLC ± .005, 2 PLC ± .005, 3 PLC ± .005, 4 PLC ± .005, ANGLES ± .005.

THIS DRAWING IS A CONTROLLED DOCUMENT. DIM: J. PEACHEY 05-MAR-86, CHK: M. SCULLY 23-MAY-86, APVD: D. HOFFMAN 23-MAY-86, NAME: Tyco Electronics Corporation, Harrisburg, Pa 17105-3608.

MATERIAL: MOLDED PARTS: 94V-0 RATED THERMOPLASTIC, COLOR: BLACK, CONTACTS: PH BRZ PER QQ-B-750. FINISH: CONTACTS. WEIGHT: -. SIZE: A1. CAGE CODE: 114-40005. DRAWING NO: 00779. SCALE: 10:1. SHEET: 1 OF 1. REV: H.